



FLOS

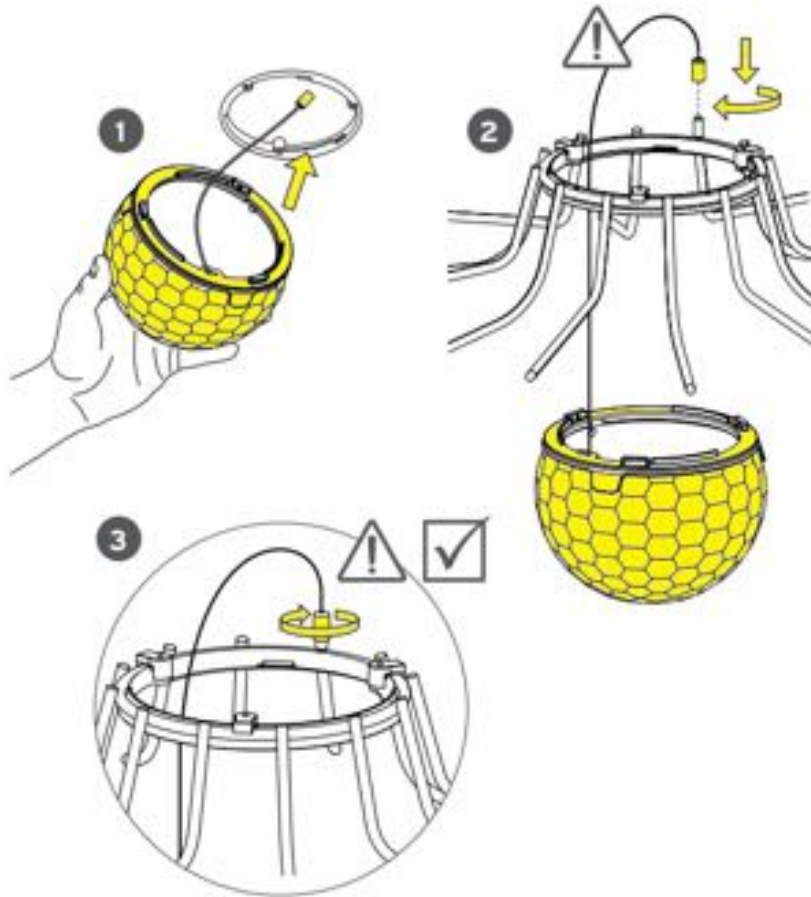
RF9800300

CRYSTAL BOWL SPHERE



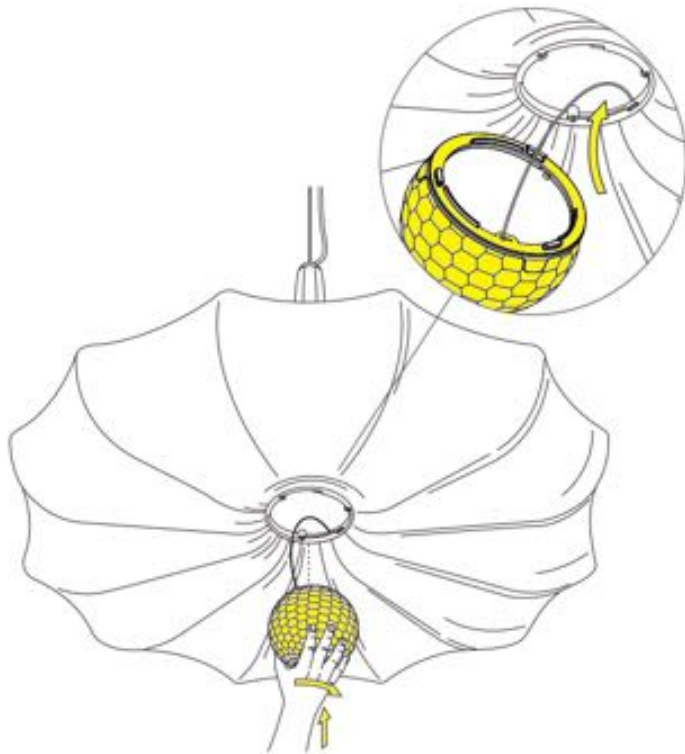
FLOS U.S.A., Inc. 110 York Street, 5th Floor, Brooklyn, NY 11201 | Tel: 718-875-3472 | Email: e-shop@flosusa.com | <http://usa.flos.com>

This document is exclusive property of Flos S.p.A. and its affiliated companies.



WARNING! When installing and whenever acting on the appliance, ensure that the power supply has been switched off.
For the installation of the spare-part, it is necessary to consult a qualified electrician.

Insert the gold pin (Fig. 1) into the pern (Fig. 2 & Fig.3) and screw it.



Insert the lamp ring support, ensuring to position the guides in correspondence to the appropriate holes of the lamp ring.
Lock the crystal ball by turning it clockwise until it clicks and until you reach the end stroke.