

---

## RF20595





POWER SUPPLY UNIT FOR 45 ADJ LED 1



## 45 LED 1

**WARNING!** When installing and whenever acting on the appliance, ensure that the power supply has been switched off.





## DRIVER TECHNICAL DATA SHEET

AC Input Range :90~264Vac / 0.2~0.1A / 47~63Hz	Operating Temp.: -40~+60°C, Tc:90°C (De-rate 2%/°C from 60°C)
Input Inrush Current : <10A/115Vac , <20A/230Vac	Storage Temp. : -40°C ~ +85°C
Power Factor : >0.6 at full load ,115Vac ,230Vac	MTBF(@25°C) : >100,000 Hours,MIL-217F
Efficiency : 75% Typical	Safety Meet : UL1310, Class 2 ,CUL
DC Output Ripple/Noise p-p : 3%	EMI EN55015 A,EN61347,CE,FCC A, IP66,NEMA4.
Load Regulation : ±3%	Dimension : 85(L),35(W),23(H) mm
Protection : OVP,OCP,SCP,OTP - Auto Recovery	Weight : 120 Grams Typical

DC Output Constant Voltage	Output Current		Watts Max.	DC Output(Vf) Forward Voltage	Output Constant Current	Watts Max.
	Min.	Max.				
36V ± 5%	35 - 350mA		12.6W	3~36V	350mA ± 5%	12.6W

