


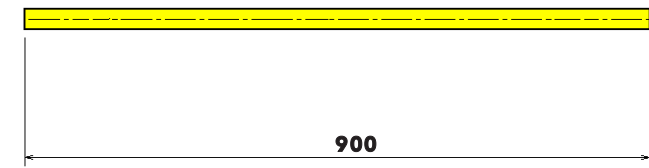
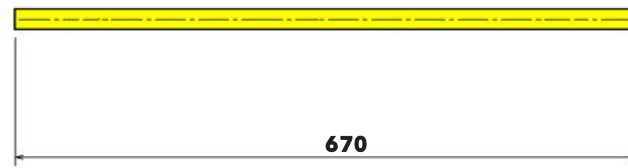
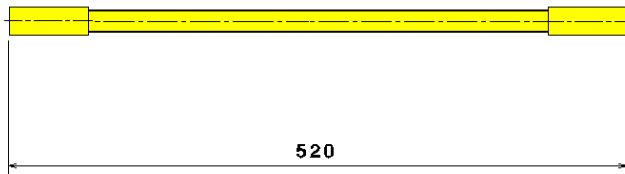


## FIBERGLASS RODS

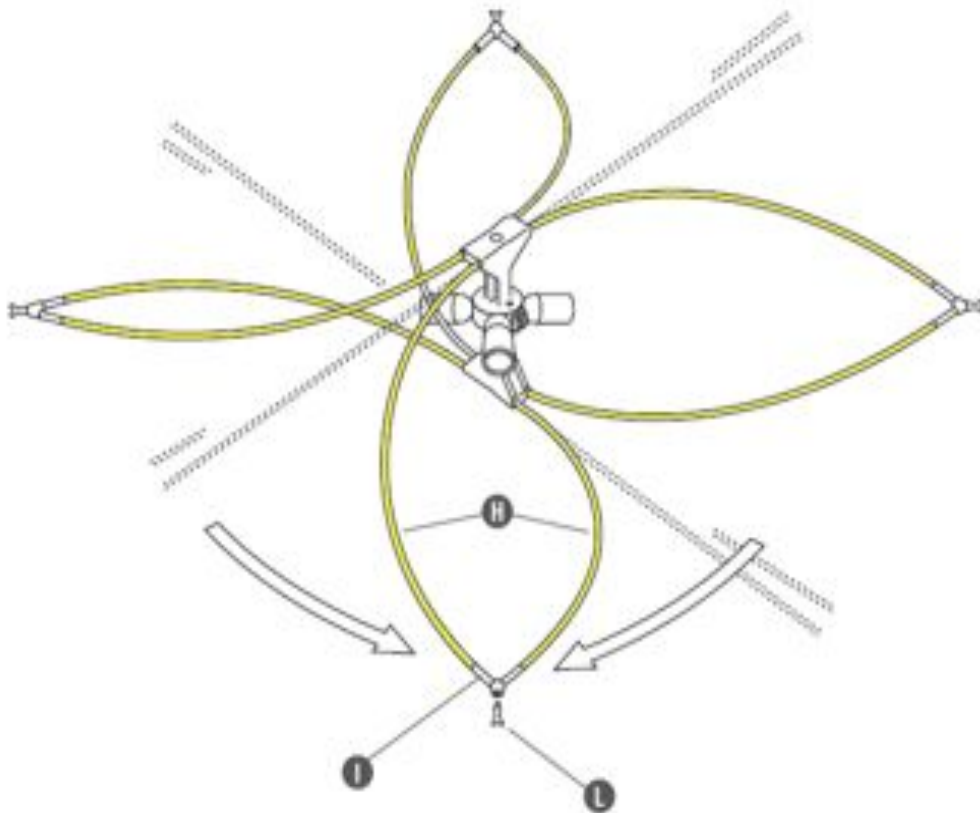


**Attention!!!** Dimensions in the present drawings are in mm.

FLOS U.S.A., Inc. 110 York Street, 5th Floor, Brooklyn, NY 11201 | Tel: 718-875-3472 | Email: [e-shop@flosusa.com](mailto:e-shop@flosusa.com) | <http://usa.flos.com>

**WARNING!** When installing and whenever acting on the appliance, ensure that the power supply has been switched off.

For the installation of the spare-part, it is necessary to consult a qualified electrician.



**ATTENTION!!!** Please be careful when doing this operation.

Connect to the extremities the rods (H) and fix them inserting them well inside the "V" shape rod connectors (I) and with their relative adjustable forks (L).