

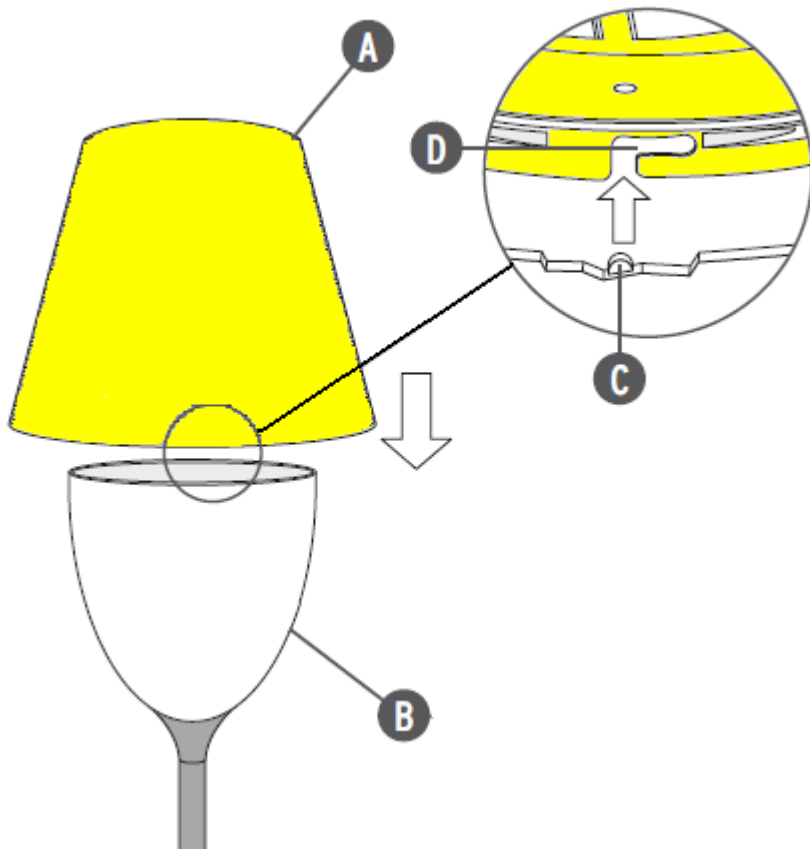


---

## EXTERNAL DIFFUSERS



**WARNING!** When installing and whenever acting on the appliance, ensure that the power supply has been switched off.  
For the installation of the spare-part, it is necessary to consult a qualified electrician.



Install the external diffuser (A) onto the internal diffuser (B) being careful to make the three pins (C) in the internal diffuser correspond with the relative housings (D) in the external diffuser. Once carried out this operation it is necessary to lock the external diffuser by turning it slightly clockwise.