



YELLOW CROWN & TRANSPARENT CROWN



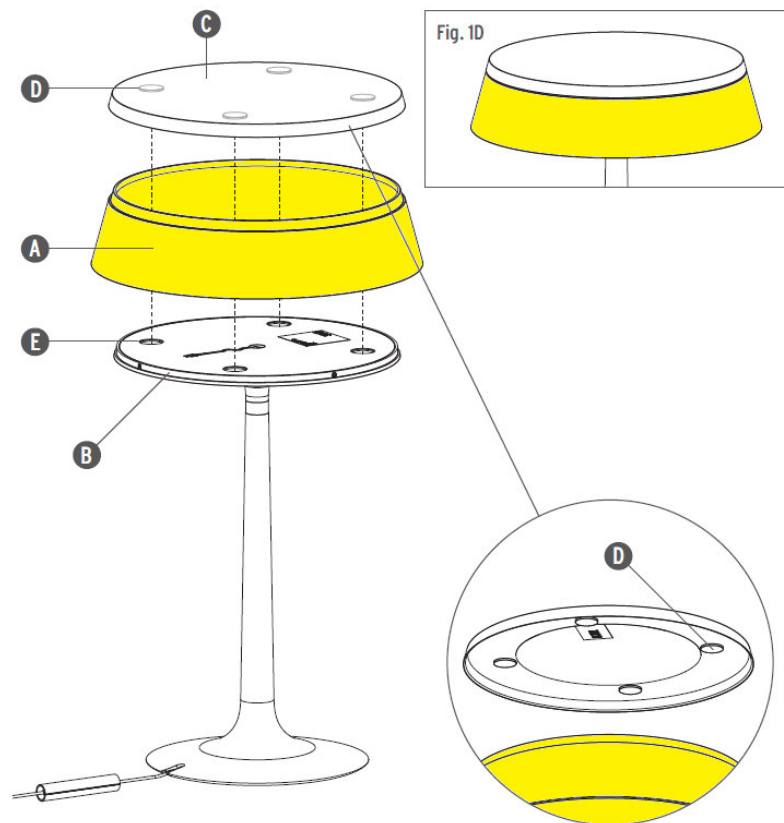
F1033000



F1033019

WARNING! When installing and whenever acting on the appliance, ensure that the power supply has been switched off.

For the installation of the spare-part, it is necessary to consult a qualified electrician.



Support the lampshade (A) on the device body's profile (B); mount the TOP COVER (C) on the device body making sure you accurately position the four magnet disks (D) in their housings in the body (E) so that the TOP COVER (C) on completion of the assembly uniformly adheres to the body's profile (detail Fig.1D).